

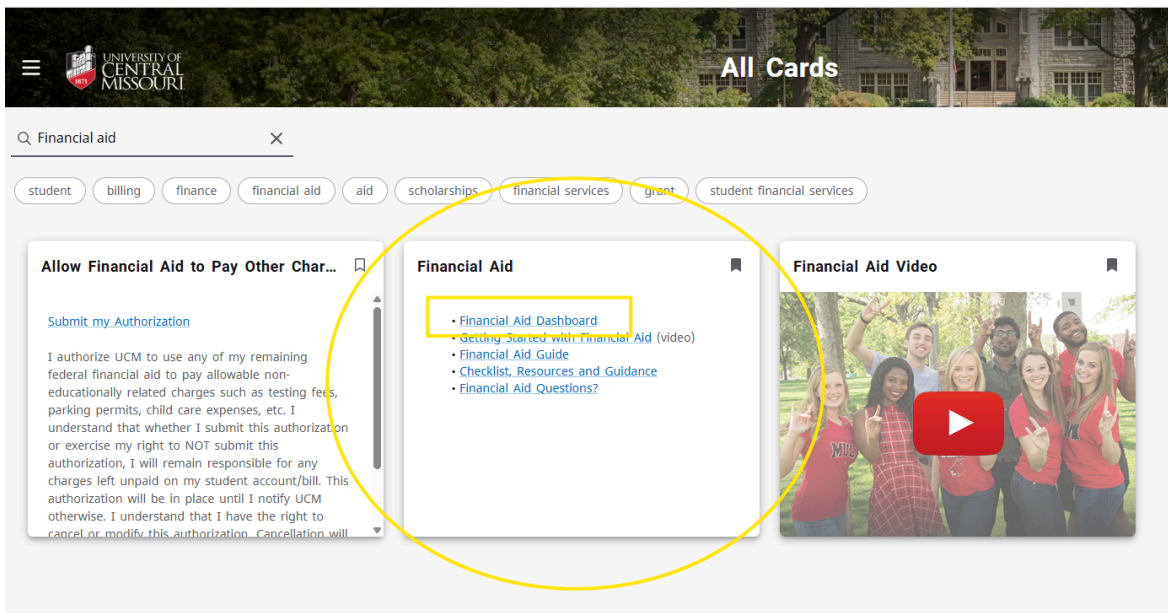
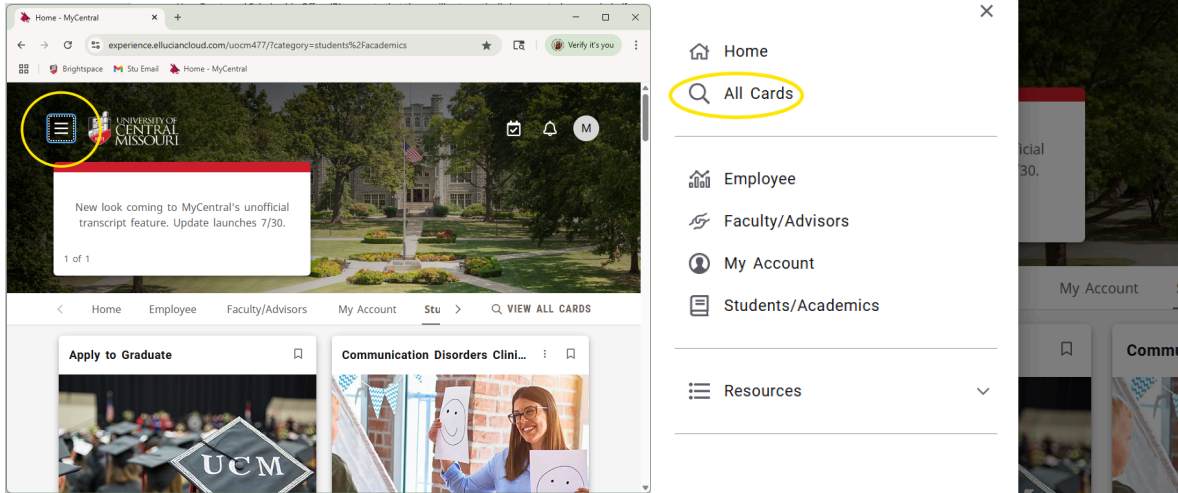
# HOW TO ACCEPT YOUR LOANS



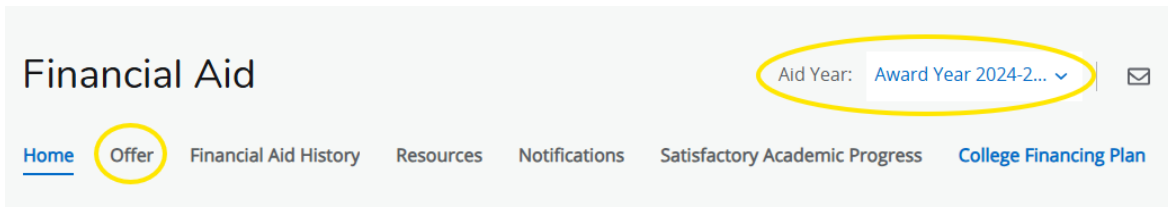
UNIVERSITY OF  
CENTRAL  
MISSOURI

FINANCIAL AID

1. **Log into your UCM MyCentral Account** using your username and password. If you are unable to log in, please call the Office of Technology at 660-543-4357.
2. Once you are in your MyCentral Account **click on the upper right hand corner to access the “All Cards” option** and **search for FINANCIAL AID**. You will then be able to access your **FINANCIAL AID DASHBOARD**.



3. Once in your Financial Aid Dashboard, you will want to visit your **OFFERS** tab  
*NOTE: Multiple Aid Years may be present - be sure to double check which aid year you are in.*

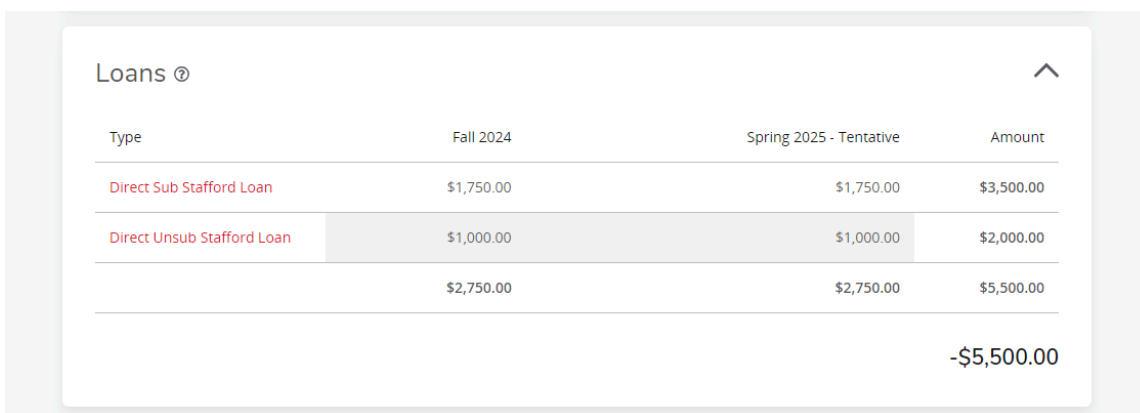


4. Once you are in the **OFFERS** tab, you will be able to see the following items:

- Your Expected Enrollment Status
- Your Student Aid Index from your completed FAFSA
- Your GENERAL Cost of Attendance Estimate based on your expected enrollment status (**THIS IS NOT YOUR BILL - YOUR BILL CAN BE FOUND IN YOUR UCM PAYMENT CENTER**)
- Your Grants and Scholarship Offers (Please note that these will automatically be accepted on your behalf as these are FREE money offers. Not all students will receive these. Ask your Financial Aid Counselor for more information.)
- Your Loan Offers

5. Once at the bottom of the **OFFERS** tab, you will find your **LOAN OFFERS**. You will be able to see the types of Federal Loans you qualify for based on your FAFSA submission, as well as the amounts of these offers. **The offers will be split between Fall and Spring semesters.** You will have the option to do one of the following three things:

- **ACCEPT** - should you choose to accept the full loan offer, please use this option.
- **DECLINE** - should you choose to decline the full loan offer, please use this option. Should you find that you need the loans at a later date in the given school year, please reach out to your Financial Aid Counselor.
- **MODIFY** - should you wish to only accept a portion of your loan offer, you may modify that offer with this option.



The screenshot shows a table titled 'Loans' with columns for Type, Fall 2024, Spring 2025 - Tentative, and Amount. It lists two types of Direct Stafford Loans: Sub and Unsub. The Sub loan is for \$1,750.00 in both semesters, totaling \$3,500.00. The Unsub loan is for \$1,000.00 in both semesters, totaling \$2,000.00. A subtotal row shows \$2,750.00 for each semester and \$5,500.00 total. At the bottom, there is a negative value of -\$5,500.00.

Type	Fall 2024	Spring 2025 - Tentative	Amount
Direct Sub Stafford Loan	\$1,750.00	\$1,750.00	\$3,500.00
Direct Unsub Stafford Loan	\$1,000.00	\$1,000.00	\$2,000.00
	\$2,750.00	\$2,750.00	\$5,500.00
			-\$5,500.00

\*\*\*The options will be available to you on the far right of this screenshot\*\*\*

6. If this is the first time you are accepting a Federal Student Loan, you will be required to watch Federal Loan Entrance Counseling and sign a Master Promissory Note. These can be completed here:

- <https://studentaid.gov/mpn/>
- <https://studentaid.gov/entrance-counseling/>

More information about Federal Student Loans can be found here: <https://studentaid.gov/understand-aid/types>

### **\*\*\*NOTE ABOUT FEDERAL WORK STUDY\*\*\***

**Federal Work-Study (FWS) will never pay out to your account directly. Instead, should you get a FWS Approved job, it will pay out to you like a paycheck for any other job. Please note that we do not place students in FWS jobs and you must instead apply for a FWS approved position and go through the interview process yourself.**

**Student FWS Positions can be found here:**

[https://www.schooljobs.com/careers/ucmo?jobType\[0\]=Student%20University%20Worker&sort=PostingDate%7CDescending](https://www.schooljobs.com/careers/ucmo?jobType[0]=Student%20University%20Worker&sort=PostingDate%7CDescending)

**Should you not want this aid, please email [fws@ucmo.edu](mailto:fws@ucmo.edu) and they can cancel off the award for you.**